

**Global Swim Gear Market (Sales, Revenue, Price, Gross Profit and Competitors Analysis of Major Market) from 2015-2026**

XYZResearch



**+86-18500033782 (24h) [sales@xyz-research.com](mailto:sales@xyz-research.com)**

**+86-13720096695 (24h) [info@xyz-research.com](mailto:info@xyz-research.com)**

# Global Swim Gear Market (Sales, Revenue, Price, Gross Profit and Competitors Analysis of Major Market) from 2015-2026

Chapters: 6

Published Date: Jun. 2020

## 1.1 Definition and Specification

Swimming gear consists of swim wear, swim caps, swim goggles, ear plugs, and training equipment such as floating devices, masks & snorkels, and kick boards. These gears are required by people who are stepping into the swimming pool or involved in water activities. Swimming gear assist the user while present in the water. Basic gear that everyone needs are swim suits, swim caps, and swim goggles.

### 1.1.1 Swimwear-Product Introduction and Major Manufacturers


**Figure Product Introduction**

Description	Major Manufacturers	Picture
<p>Swimwear is an item of clothing designed to be worn by people engaging in a water-based activity or water sports, such as swimming, diving and surfing, or sun-orientated activities, such as sun bathing. Different types may be worn by men, women, and children. A swimsuit can be described by various names, some of which are used only in particular locations, including swimwear, bathing suit, swimming costume, bathing costume, swimming suit, swimmers, swimming togs, bathers, cossie (short for "costume"), or swimming trunks for men, besides others.</p>	<p>Speedo            Arena            Aqua Sphere            DIANA            Nike            Swedish            Saeko            Spurt            TYR            La Perla            ACACIA            American Apparel            SUNSETS            Billabong            Body Glove International            O’Neill            Perry Ellis International            Swimwear Anywhere            Yingfa</p>	

Source: Secondary Sources and XYZ-Research Consumer Goods Research Center, 2020

## 1.1.2 Swim Caps-Product Introduction and Major Manufacturers


### Figure Product Introduction

Description	Major Manufacturers	Picture
<p>A swimming cap, swim cap or bathing cap, is a tightly fitted, skin-tight garment, commonly made from silicone, latex or lycra, worn on the head by recreational and competitive swimmers.</p> <p>Caps are worn for various reasons. Swim caps are sometimes worn in an attempt to keep hair relatively dry or protect from chlorinated water, to keep the sun off the hair, and when a cap is worn with ear plugs, in order to keep water out of the ears.</p>	<p>Speedo            Arena            Aqua Sphere            DIANA            Nike            Swedish            Saeko            Spurt            TYR            La Perla            ACACIA            American Apparel            SUNSETS            Billabong            Body Glove International            O'Neill            Perry Ellis International            Swimwear Anywhere            Yingfa</p>	

Source: Secondary Sources and XYZ-Research Consumer Goods Research Center, 2020

## 1.1.3 Swim Goggles-Product Introduction and Major Manufacturers

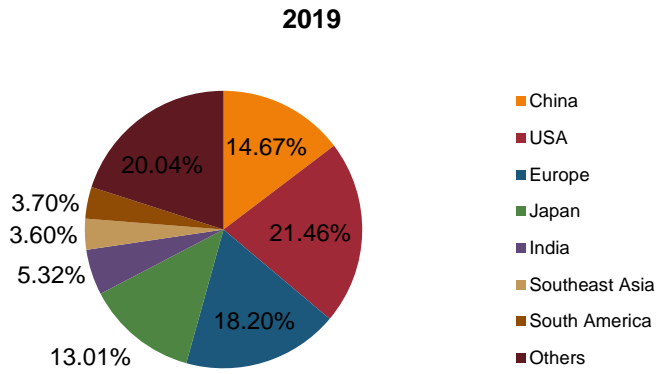
### Figure Product Introduction

Description	Major Manufacturers	Picture
<p>The swimming goggles are fit for competition, practice and recreational activities.</p>	<p>Speedo            Kaiman            Nike            Swedish            Technoflex            TYR            Aqua Sphere Seal            Sprint            ZOGGS            Engine            Wet Products            Zone            Mares            Swinways            Stephen Joseph</p>	

Source: Secondary Sources and XYZ-Research Research, 2020

### Regions Covered:

The regional paradigm of the global Swim Gear market is divided into us, Europe, Asia Pacific, South America, and Rest of the world. The whole market is dominated by **USA Europe and China region**, which is anticipated to contribute more than **54.33%** revenue share in the total market. **China** is projected to be growing at the highest **CAGR of 11.66%** over the forecast period



### Top Manufacturers and Market Segmentation

Manufacturers	Split by Type	Split by Application
Speedo	Swimwear	Hypermarkets/Supermarkets
Arena	Swim Caps	Specialty and Sports Stores
Aqua Sphere	Swim Goggles	Online Stores
DIANA	Others	Others
Nike		
Swedish		
Saeko		
Spurt		
TYR		
La Perla		
ACACIA		
American Apparel		
SUNSETS		
Billabong		
Body Glove International		
O'Neill		
Perry Ellis International		
Swimwear Anywhere		
Yingfa		

Source: Above Companies, Experts Interview and XYZ-Research Research, 2020

# Table of Contents

<b>1 Executive Summary .....</b>	<b>1</b>
1.1 Definition and Specification.....	1
1.1.1 Swimwear-Product Introduction and Major Manufacturers.....	1
1.1.2 Swim Caps-Product Introduction and Major Manufacturers .....	2
1.1.3 Swim Goggles-Product Introduction and Major Manufacturers .....	2
1.2 Market Snapshot .....	3
1.2.1 Major Company Overview.....	3
1.2.2 Market Concentration .....	4
1.2.3 Six-Year Compound Annual Growth Rate (CAGR).....	4
<b>2 Global Swim GearMarket Assessment, by Segmentation .....</b>	<b>6</b>
2.1 Type Breakdown Estimates & Forecast, Sales Volume (2015-2026).....	6
2.2 Type Breakdown Estimates & Forecast, Sales Value (2015-2026).....	7
2.3 Application Breakdown Estimates & Forecast, by Application (2015-2026).....	9
<b>3 Regional Market Analysis .....</b>	<b>10</b>
3.1 China Market .....	10
3.1.1 Top Companies leading Swim Gear Development in China Market .....	10
3.1.2 Sales Value of Major Company in China Market (2015-2020) .....	11
3.1.3 Sales in China Market, by Type (2015-2020).....	12
3.2 USA Market.....	13
3.2.1 Top Companies leading Swim Gear Development in USA Market.....	13
3.2.2 Sales Value of Major Company in China Market (2015-2020) .....	14
3.2.3 Sales in USA Market, by Type (2015-2020).....	16
3.3 Europe Market .....	16
3.3.1 Top Companies leading Swim Gear Development in Europe Market .....	16
3.3.2 Sales Value of Major Company in Europe Market (2015-2020) .....	17
3.3.3 Sales in Europe Market, by Type (2015-2020).....	19
3.4 Japan Market .....	20
3.4.1 Top Companies leading Swim Gear Development in Japan Market.....	20
3.4.2 Sales Value of Major Company in Japan Market (2015-2020).....	21
3.4.3 Sales in Japan Market, by Type (2015-2020).....	22
3.5 India Market.....	23
3.5.1 Top Companies leading Swim Gear Development in India Market .....	23
3.5.2 Sales Value of Major Company in India Market (2015-2020).....	24
3.5.3 Sales in India Market, by Type (2015-2020) .....	25
3.6 Southeast Asia Market .....	26

3.6.1 Top Companies leading Swim Gear Development in Southeast Asia Market .....	26
3.6.2 Sales Value of Major Company in Southeast Asia Market (2015-2020) .....	27
3.6.3 Sales in Southeast Asia Market, by Type (2015-2020) .....	28
<b>3.7 South America Market .....</b>	<b>29</b>
3.7.1 Top Companies leading Swim Gear Development in South America Market .....	29
3.7.2 Sales Value of Major Company in South America Market (2015-2020) .....	30
3.7.3 Sales in South America Market, by Type (2015-2020) .....	31
<b>4 Value Chain (Impact of COVID-19) .....</b>	<b>32</b>
4.1 Swim Gear Value Chain Analysis .....	32
4.1.1 Upstream .....	32
4.1.2 Downstream .....	33
4.2 COVID-19 Impact on this Industry .....	33
4.2.1 Economic/Political Environment .....	33
4.3 Cost-Under the Epidemic Situation .....	41
4.3.1 Cost of Raw Material .....	41
4.4 Channel Analysis .....	42
4.4.1 Distribution Channel-Under the Epidemic Situation .....	42
4.4.2 Direct Marketing .....	42
4.4.3 Indirect Marketing .....	43
4.4.4 Marketing Channel Development Trend .....	44
4.4.5 Distributors .....	44
<b>5 Regional Market Forecast (2021-2026) .....</b>	<b>46</b>
5.1 Global Swim Gear Sales and Growth Rate (2021-2026) .....	46
5.2 Global Swim Gear Sales Value and Growth Rate (2021-2026) .....	47
<b>6 Competitive Intelligence .....</b>	<b>49</b>
6.1 Speedo .....	49
6.1.1 Speedo Profiles .....	49
6.1.2 Speedo Product Information .....	50
6.1.3 Speedo Swim Gear Business Performance .....	50
6.2 Arena .....	51
6.2.1 Arena Profiles .....	51
6.2.2 Arena Product Information .....	51
6.2.3 Arena Swim Gear Business Performance .....	52
6.3 Aqua Sphere .....	52
6.3.1 Aqua Sphere Profiles .....	52
6.3.2 Aqua Sphere Product Information .....	53
6.3.3 Aqua Sphere Swim Gear Business Performance .....	53

6.4 <i>DIANA</i> .....	54
6.4.1 <i>DIANA</i> Profiles .....	54
6.4.2 <i>DIANA</i> Product Information .....	54
6.4.3 <i>DIANA</i> Swim Gear Business Performance .....	55
6.5 <i>Nike</i> .....	55
6.5.1 <i>Nike</i> Profiles .....	55
6.5.2 <i>Nike</i> Product Information .....	56
6.5.3 <i>Nike</i> Swim Gear Business Performance .....	56
6.6 <i>Swedish</i> .....	57
6.6.1 <i>Swedish</i> Profiles.....	57
6.6.2 <i>Swedish</i> Product Information.....	57
6.6.3 <i>Swedish</i> Swim Gear Business Performance.....	58
6.7 <i>Saeko</i> .....	58
6.7.1 <i>Saeko</i> Profiles .....	58
6.7.2 <i>Saeko</i> Product Information .....	59
6.7.3 <i>Saeko</i> Swim Gear Business Performance .....	59
6.8 <i>Spurt</i> .....	60
6.8.1 <i>Spurt</i> Profiles .....	60
6.8.2 <i>Spurt</i> Product Information.....	60
6.8.3 <i>Spurt</i> Swim Gear Business Performance .....	61
6.9 <i>TYR</i> .....	61
6.9.1 <i>TYR</i> Profiles .....	61
6.9.2 <i>TYR</i> Product Information .....	62
6.9.3 <i>TYR</i> Swim Gear Business Performance .....	62
6.10 <i>La Perla</i> .....	63
6.10.1 <i>La Perla</i> Profiles.....	63
6.10.2 <i>La Perla</i> Product Information.....	64
6.10.3 <i>La Perla</i> Swim Gear Business Performance.....	64
6.11 <i>ACACIA</i> .....	65
6.11.1 <i>ACACIA</i> Profiles.....	65
6.11.2 <i>ACACIA</i> Product Information .....	65
6.11.3 <i>ACACIA</i> Swim Gear Business Performance .....	66
6.12 <i>American Apparel</i> .....	66
6.12.1 <i>American Apparel</i> Profiles.....	66
6.12.2 <i>American Apparel</i> Product Information.....	67
6.12.3 <i>American Apparel</i> Swim Gear Business Performance.....	67
6.13 <i>SUNSETS</i> .....	68

6.13.1 SUNSETS Profiles .....	68
6.13.2 SUNSETS Product Information .....	69
6.13.3 SUNSETS Swim Gear Business Performance .....	69
<i>6.14 Billabong</i> .....	70
6.14.1 Billabong Profiles .....	70
6.14.2 Billabong Product Information .....	70
6.14.3 Billabong Swim Gear Business Performance .....	71
<i>6.15 Body Glove International</i> .....	71
6.15.1 Body Glove International Profiles .....	71
6.15.2 Body Glove International Product Information .....	72
6.15.3 Body Glove International Swim Gear Business Performance .....	72
<i>6.16 O'Neill</i> .....	73
6.16.1 O'Neill Profiles .....	73
6.16.2 O'Neill Product Information .....	73
6.16.3 O'Neill Swim Gear Business Performance .....	74
<i>6.17 Perry Ellis International</i> .....	74
6.17.1 Perry Ellis International Profiles .....	74
6.17.2 Perry Ellis International Product Information .....	75
6.17.3 Perry Ellis International Swim Gear Business Performance .....	75
<i>6.18 Swimwear Anywhere</i> .....	75
6.18.1 Swimwear Anywhere Profiles .....	75
6.18.2 Swimwear Anywhere Product Information .....	76
6.18.3 Swimwear Anywhere Swim Gear Business Performance .....	76
<i>6.19 Yingfa</i> .....	77
6.19.1 Yingfa Profiles .....	77
6.19.2 Yingfa Product Information .....	77
6.19.3 Yingfa Swim Gear Business Performance .....	78
<b>7 Conclusion</b> .....	<b>79</b>



## List of Tables and Figures

Figure Product Introduction .....	1
Figure Product Introduction .....	2
Figure Product Introduction .....	2
Table Market Share and CAGR of Major Company .....	3
Figure Global Swim Gear Sales Market Share of Top 5 Players .....	4
Table CAGR of Major Market (2020-2026) .....	4
Table CAGR in Terms of Sales of Each Type (2015-2026) .....	5
Table CAGR in Terms of Sales of Each Application (2015-2026).....	5
Table Global Swim Gear Sales (K Units) by Type (2015-2026) .....	6
Figure Global Swim Gear Sales (K Units) and Growth Rate (2015-2026).....	6
Figure Global Swim Gear Sales Market Share (%) by Type (2015-2026) .....	7
Table Global Swim Gear Sales Value (Million USD) by Type (2015-2026) .....	7
Figure Global Swim Gear Sales Value (Million USD) and Growth Rate (2015-2026).....	8
Figure Global Swim Gear Sales Value Market Share (%) by Type (2015 – 2026) .....	8
Table Global Swim Gear Sales (K Units) by Application (2015-2026) .....	9
Table China Swim Gear Sales (K Units) of Major Company (2015-2020) .....	10
Table China Swim Gear Sales Market Share of Major Company (2015-2020).....	10
Table China Swim Gear Sales Value (Million USD) of Major Company (2015-2020) .....	11
Table China Swim Gear Sales Value (Million USD) of Major Company (2015-2020) .....	11
Figure China Swim Gear Sales Value (Million USD) and Growth Rate (2015-2020) .....	12
Table Swim Gear Sales (K Units) by Type (2015-2020).....	12
Figure Swim Gear Sales by Type (2015-2020).....	13
Table USA Swim Gear Sales (K Units) of Major Company (2015-2020).....	13
Table USA Swim Gear Sales Market Share of Major Company (2015-2020) .....	14
Table USA Swim Gear Sales Value (Million USD) of Major Company (2015-2020).....	14
Figure USA Swim Gear Sales Value (Million USD) and Growth Rate (2015-2020).....	15
Table USA Swim Gear Sales Value Share of Major Company (2015-2020).....	15
Table Swim Gear Sales (K Units) by Type (2015-2020).....	16
Figure Swim Gear Sales by Type (2015-2020).....	16
Table Europe Swim Gear Sales (K Units) of Major Company (2015-2020) .....	16
Table Europe Swim Gear Sales Market Share of Major Company (2015-2020).....	17
Table Europe Swim Gear Sales Value (Million USD) of Major Company (2015-2020) .....	17
Figure Europe Swim Gear Sales Value (Million USD) and Growth Rate (2015-2020) .....	18
Table Europe Swim Gear Sales Value Share of Major Company (2015-2020).....	18
Table Swim Gear Sales (K Units) by Type (2015-2020).....	19
Figure Swim Gear Sales by Type (2015-2020).....	19
Table Japan Swim Gear Sales (K Units) of Major Company (2015-2020).....	20
Table Japan Swim Gear Sales Market Share of Major Company (2015-2020) .....	20
Table Japan Swim Gear Sales Value (Million USD) of Major Company (2015-2020).....	21
Figure Japan Swim Gear Sales Value (Million USD) and Growth Rate (2015-2020).....	21
Table Japan Swim Gear Sales Value Share of Major Company (2019-2020) .....	22
Table Swim Gear Sales (K Units) by Type (2015-2020).....	22
Figure Swim Gear Sales by Type (2015-2020).....	23
Table India Swim Gear Sales (K Units) of Major Company (2015-2020) .....	23

Table India Swim Gear Sales Market Share of Major Company (2015-2020) .....	23
Table India Swim Gear Sales Value (Million USD) of Major Company (2015-2020).....	24
Figure India Swim Gear Sales Value (Million USD) and Growth Rate (2015-2020).....	24
Table India Swim Gear Sales Value Share of Major Company (2019-2020) .....	25
Table Swim Gear Sales (K Units) by Type (2015-2020).....	25
Figure Swim Gear Sales by Type (2015-2020).....	26
Table Southeast Asia Swim Gear Sales (K Units) of Major Company (2015-2020).....	26
Table Southeast Asia Swim Gear Sales Market Share of Major Company (2015-2020) .....	26
Table Southeast Asia Swim Gear Sales Value (Million USD) of Major Company (2015-2020).....	27
Figure Southeast Asia Swim Gear Sales Value (Million USD) and Growth Rate (2015-2020).....	27
Table Southeast Asia Swim Gear Sales Value Share of Major Company (2019-2020) .....	28
Table Swim Gear Sales (K Units) by Type (2015-2020).....	28
Figure Swim Gear Sales by Type (2015-2020).....	29
Table South America Swim Gear Sales (K Units) of Major Company (2015-2020).....	29
Table South America Swim Gear Sales Market Share of Major Company (2015-2020) .....	29
Table South America Swim Gear Sales Value (Million USD) of Major Company (2015-2020).....	30
Figure South America Swim Gear Sales Value (Million USD) and Growth Rate (2015-2020).....	30
Table South America Swim Gear Sales Value Share of Major Company (2019-2020) .....	31
Table Swim Gear Sales (K Units) by Type (2015-2020).....	31
Figure Swim Gear Sales by Type (2015-2020).....	31
Figure Industry Chain Structure of Swimming Goggles.....	32
Table Key Suppliers of Raw Material/Components .....	32
Table Real GDP1 (percent change from previous year) .....	33
Figure Global Corporation .....	35
Figure Average growth during oil price plunges .....	39
Table Cost Structure of Swim Gear in 2020 .....	41
Figure Manufacturing Process Analysis of Swimming Goggles .....	41
Figure Swim Gear Marketing Channels Share in 2019.....	42
Table Distributors/Traders List.....	44
Table Regional Market Sales (K Units) (2021-2026) .....	46
Table Regional Market Sales Share (2021-2026) .....	46
Figure Global Swim Gear Sales (K Units), Growth Rate & Market Share (2021-2026).....	47
Table Regional Market Sales Value (Million USD) (2021-2026) .....	47
Table Regional Market Sales Value Share (2021-2026).....	47
Figure Global Swim Gear Sales Value (Million USD), Growth Rate & Market Share (2021-2026) .....	48
Table Speedo Profiles .....	49
Figure Speedo Product Information .....	50
Table Speedo Swim Gear Sales (K Units), Sales Value (Million USD), Price (USD/Unit) and Gross Profit (2015-2020) .	50
Table Arena Profiles .....	51
Figure Arena Product Information.....	51
Table Arena Swim Gear Sales (K Units), Swim Gear Sales Value (Million USD), Swim Gear Price (USD/Unit) and Gross Profit (2015-2020) .....	52
Table Aqua Sphere Profiles .....	52
Figure Aqua Sphere Product Information .....	53
Table Aqua Sphere Swim Gear Sales (K Units), Sales Value (Million USD), Price (USD/Unit) and Gross Profit (2015-2020) .....	53

Table DIANA Profiles .....	54
Figure DIANA Product Information .....	54
Table DIANA Swim Gear Sales (K Units), Sales Value (Million USD), Price (USD/Unit) and Gross Profit (2015-2020)	55
Table Nike Profiles .....	55
Figure Nike Product Information .....	56
Table Nike Swim Gear Sales (K Units), Sales Value (Million USD), Price (USD/Unit) and Gross Profit (2015-2020) .....	56
Table Swedish Profiles .....	57
Figure Swedish Product Information .....	57
Table Swedish Swim Gear Sales (K Units), Sales Value (Million USD), Price (USD/Unit) and Gross Profit (2015-2020)	58
Table Saeko Profiles .....	58
Table Saeko Product Information .....	59
Table Saeko Swim Gear Sales (K Units), Sales Value (Million USD), Price (USD/Unit) and Gross Profit (2015-2020) ...	59
Table Spurt Profiles .....	60
Table Spurt Product Information .....	60
Table Spurt Swim Gear Sales (K Units), Sales Value (Million USD), Price (USD/Unit) and Gross Profit (2015-2020) ....	61
Table TYR Profiles .....	61
Figure TYR Product Information .....	62
Table TYR Swim Gear Sales (K Units), Sales Value (Million USD), Price (USD/Unit) and Gross Profit (2015-2020) .....	62
Table La Perla Profiles .....	63
Figure La Perla Product Information .....	64
Table La Perla Swim Gear Sales (K Units), Sales Value (Million USD), Price (USD/Unit) and Gross Profit (2015-2020)	64
Table ACACIA Profiles .....	65
Figure ACACIA Product Information .....	65
Table ACACIA Swim Gear Sales (K Units), Sales Value (Million USD), Price (USD/Unit) and Gross Profit (2015-2020)	66
.....	66
Table American Apparel Profiles .....	66
Figure American Apparel Product Information .....	67
Table American Apparel Swim Gear Sales (K Units), Sales Value (Million USD), Price (USD/Unit) and Gross Profit (2015-2020) .....	67
.....	67
Table SUNSETS Profiles .....	68
Figure SUNSETS Product Information .....	69
Table SUNSETS Swim Gear Sales (K Units), Sales Value (Million USD), Price (USD/Unit) and Gross Profit (2015-2020)	69
.....	69
Table Billabong Profiles .....	70
Figure Billabong Product Information .....	70
Table Billabong Swim Gear Sales (K Units), Sales Value (Million USD), Price (USD/Unit) and Gross Profit (2015-2020)	71
.....	71
Table Body Glove International Profiles .....	71
Figure Body Glove International Product Information .....	72
Table Body Glove International Swim Gear Sales (K Units), Sales Value (Million USD), Price (USD/Unit) and Gross Profit (2015-2020) .....	72
.....	72
Table O'Neill Profiles .....	73
Table O'Neill Product Information .....	73
Table O'Neill Swim Gear Sales (K Units), Sales Value (Million USD), Price (USD/Unit) and Gross Profit (2015-2020).	74
Table Perry Ellis International Profiles .....	74
Figure Perry Ellis International Product Information .....	75

---

Table Perry Ellis International Swim Gear Sales (K Units), Sales Value (Million USD), Price (USD/Unit) and Gross Profit (2015-2020) .....	75
Table Swimwear Anywhere Profiles .....	75
Figure Swimwear Anywhere Product Information .....	76
Table Swimwear Anywhere Swim Gear Sales (K Units), Sales Value (Million USD), Price (USD/Unit) and Gross Profit (2015-2020) .....	76
Table Yingfa Profiles .....	77
Figure Yingfa Product Information.....	77
Table Yingfa Swim Gear Sales (K Units), Sales Value (Million USD), Price (USD/Unit) and Gross Profit (2015-2020)..	78

XYZ  
RESEARCH